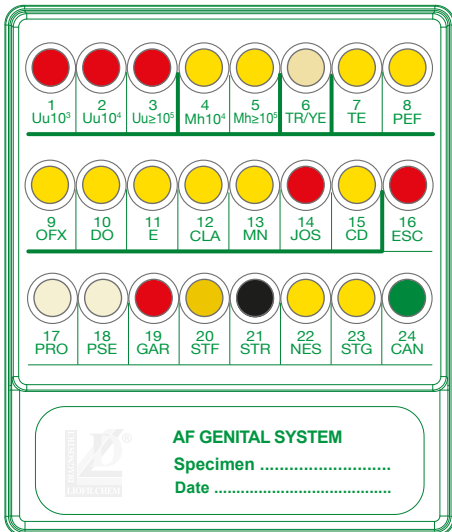


AF Genital System

Count, Identification and Susceptibility Testing of mycoplasmas and of the main urogenital microorganisms directly from Clinical Specimens

Liofilchem® and the Liofilchem company logo are registered trademarks of LIOFILCHEM s.r.l.



★ Clinical Specimens

Vaginal swab, Urethral swab,
Urine, Seminal fluid

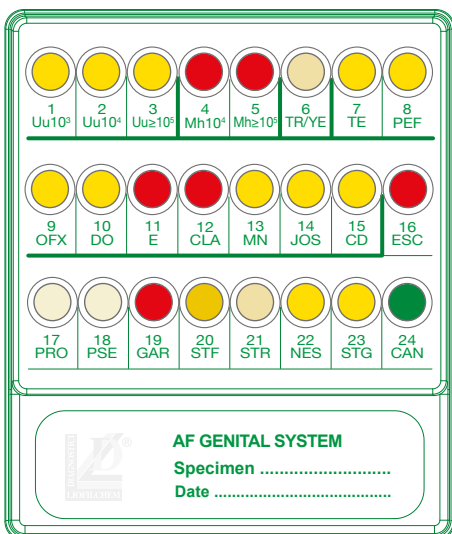
★ Urogenital mycoplasmas

Count/identification

Ureaplasma spp., *Mycoplasma hominis*

Susceptibility Testing

Tetracycline, Pefloxacin, Ofloxacin,
Doxycycline, Erythromycin, Clarithromycin,
Minocycline, Josamycin, Clindamycin

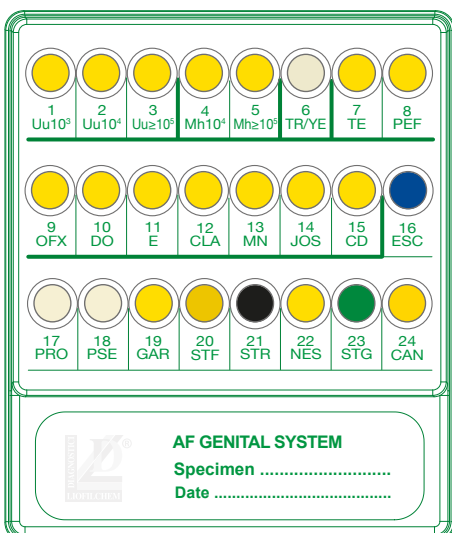


★ Direct Microbial Identification

Escherichia coli, *Proteus spp.*, *Providencia spp.*,
Pseudomonas spp., *Gardnerella vaginalis*, *Staphylococcus spp.*,
Enterococcus spp. (Group D), *Neisseria gonorrhoeae*,
Streptococcus agalactiae (Group B),
Candida spp., *Trichomonas vaginalis*

★ Benefits

- ✓ Complete diagnosis
- ✓ Save time and labor with direct testing
- ✓ Results in 24-48 hours
- ✓ Clear and well defined color changes
- ✓ Easy interpretation
- ✓ Automatic reading available

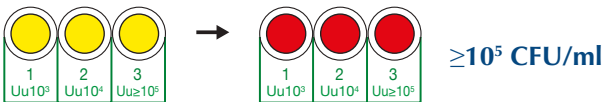
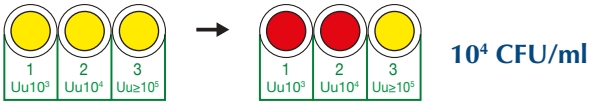
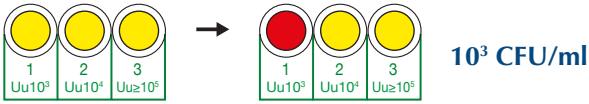


AF Genital System

RESULTS

Identification and count

Ureaplasma spp.



Mycoplasma hominis



Susceptibility Testing



DESCRIPTION	PACKAGING	REF.
AF GENITAL SYSTEM	20 tests	74156
AF GENITAL SYSTEM reagent	100 tests	80258
STREPTO B latex KIT	50 tests	96153

TEST PROCEDURE



- 1**
- Dip the swab into the vial of physiological solution and wait 5 minutes. Carefully squeeze the swab against the vial wall.



- 2**
- Dispense 0.2 mL of clinical sample suspension into each well of the system.



- 3**
- Cover wells 1 to 5, 7 to 15, 19 and 24 with 1 drop of Vaseline Oil. Cover the system with the lid provided and incubate in thermostat at 36 ± 1 °C for 18-24 hours.



- 4**
- Confirm *Trichomonas vaginalis* and *Candida* spp. by taking a drop from well 6-TR/YE and watch at the microscope (400x).



- 5**
- Take a drop from well 22-NES, deposit it on Oxidase Test Stick, and watch for a blue color for positive test.



- 6**
- Note down the test results on the form provided in the kit, or read and interpret with automatic readers.