

EnteroPluri-Test



Ready-to-use system for the identification of *Enterobacteriaceae* and other oxidase-negative Gram-negative bacteria.



Liofilchem® and the Liofilchem company logo are registered trademarks of LIOFILCHEM s.r.l.

Description	Packaging	Ref.
EnteroPluri-Test	10 test	78618
	25 test	78619
V.P. TEST EP KOH and alpha-naphthol solutions for Voges-Proskauer test.	100/200 test	80281
KOVACS' REAGENT for indole test.	800/1000 test	80271
EnteroPluri-Test CODE BOOK	1 book	71709



Liofilchem®

Via Scozia zona ind.le, 64026 Roseto degli Abruzzi (Te) Italy
Tel. +39 0858930745 Fax +39 0858930330 www.liofilchem.net liofilchem@liofilchem.net



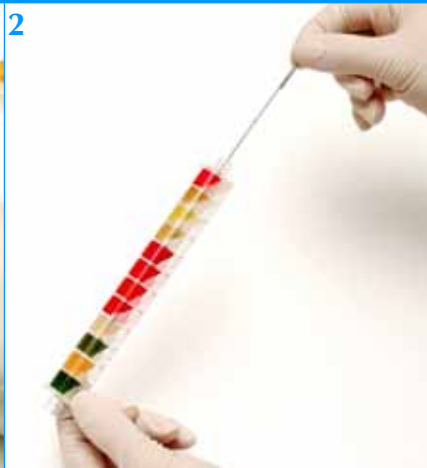
ref. 6552266
Rev. 1 - 16/04/2013
© Liofilchem 2013
Printed in Italy

Test procedure

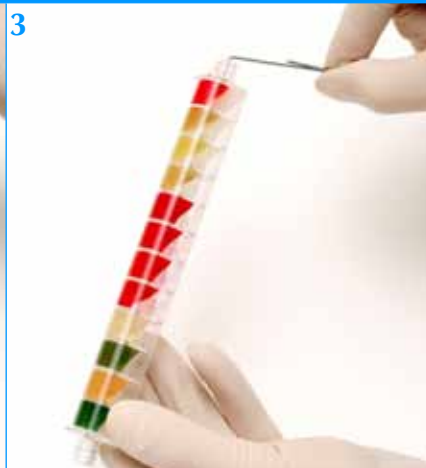
Liofilchem® and the Liofilchem company logo are registered trademarks of LIOFILCHEM s.r.l.



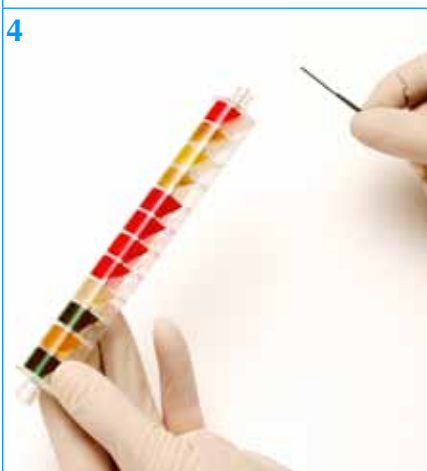
1
Remove both caps.
Pick a well isolated colony directly with the tip of the inoculating wire.



2
Inoculate EnteroPluri-Test by first twisting wire, then withdrawing wire through all twelve compartments applying a turning motion



3
Reinsert wire into EnteroPluri-Test, using a turning motion through all twelve compartments, until the notch on the wire is aligned with the opening of the tube.



4
The portion of the wire remaining in the tube maintains anaerobic conditions necessary for true fermentation of glucose, production of as and decarboxylation of lysine and ornithine.



5
With the broken off part of the wire, punch holes through the foil covering the air inlets of the last eight compartments (adonitol, lactose, arabinose, sorbitol, Voges-Proskauer, dulcitol/PA, urea and citrate).



6
Replace both caps.
Incubate at 35 to 37° C for 18 to 24 hours with EnteroPluri-Test lying on its flat surface or in an upright position. Allow for air circulation between incubated tubes.



7
Interpret and record all reactions with exception of indole and Voges-Proskauer.




8
Indole test

Voges-Proskauer test

By using a syringe inject 3-4 drops of Kovacs' reagent in the H₂S/Indole sector.

By using a syringe inject 3 drops of alpha-naphthol and 2 drops of potassium hydroxide in the VP sector.



9
Form the 5-digit code following the instructions and identify the microorganism using the **Codebook**.



Liofilchem®

Via Scozia zona ind.le, 64026 Roseto degli Abruzzi (Te) Italy
Tel. +39 0858930745 Fax +39 0858930330 www.liofilchem.net liofilchem@liofilchem.net



ref. 6552266
Rev. 1 - 16/04/2013
© Liofilchem 2013
Printed in Italy